

Presentation By John Beaumont

# Genealogy


Your Heritage and Family  
History:  
A Beginner's Guide



# Welcome

In this session, we will cover:

- Structured Research Strategy
- The Devil in the Details
- The Role of DNA
- Tools and Software
- Final Thoughts and Q&A




*Image created with AI*

A detailed collage of scientific and historical imagery. At the top center is a large, detailed illustration of a tree. To its left and right are various framed portraits of men and women, some with names like 'LLOYD' and 'MARGOS' visible. A prominent DNA double helix structure is shown in the center-right. Below the tree is a large, circular, multi-layered diagram resembling a complex network or a clock face. In the foreground, there are several vintage typewriters, stacks of books, a clock, a microscope, and various laboratory glassware like bottles and flasks. The overall theme is a blend of biology, history, and scientific research.

# A Structured Research Strategy

# Research Strategy Phases



*Laying the Foundation*

*Immediate Family & Close Relatives*

*Near Ancestors*

*Far Ancestors*

*Distant Ancestors*

*Image created with AI*

# Laying the Foundation for Research

## Taking Stock – what family history objects do you have

Family artifacts are key to unlocking our past, offering concrete details about our ancestors' lives and preserving our cultural heritage. These heirlooms, like letters, documents, bibles, and photographs, validate family ties and bring depth to our genealogical records.



*Image created with AI*

# Laying the Foundation for Research

## Talking to Your Relatives



Take time to talk to your relatives, and if possible, start with the oldest. Take notes and ideally record the discussion. It is essential to ensure you respect boundaries and that the person feels comfortable. There may be things that they don't want to discuss. Also, remember that memories are not records

*Image created with AI*

# Immediate Family

## Starting With You

You are the first twig in your tree.

We will move from you to your branches

This will quickly grow into a tree



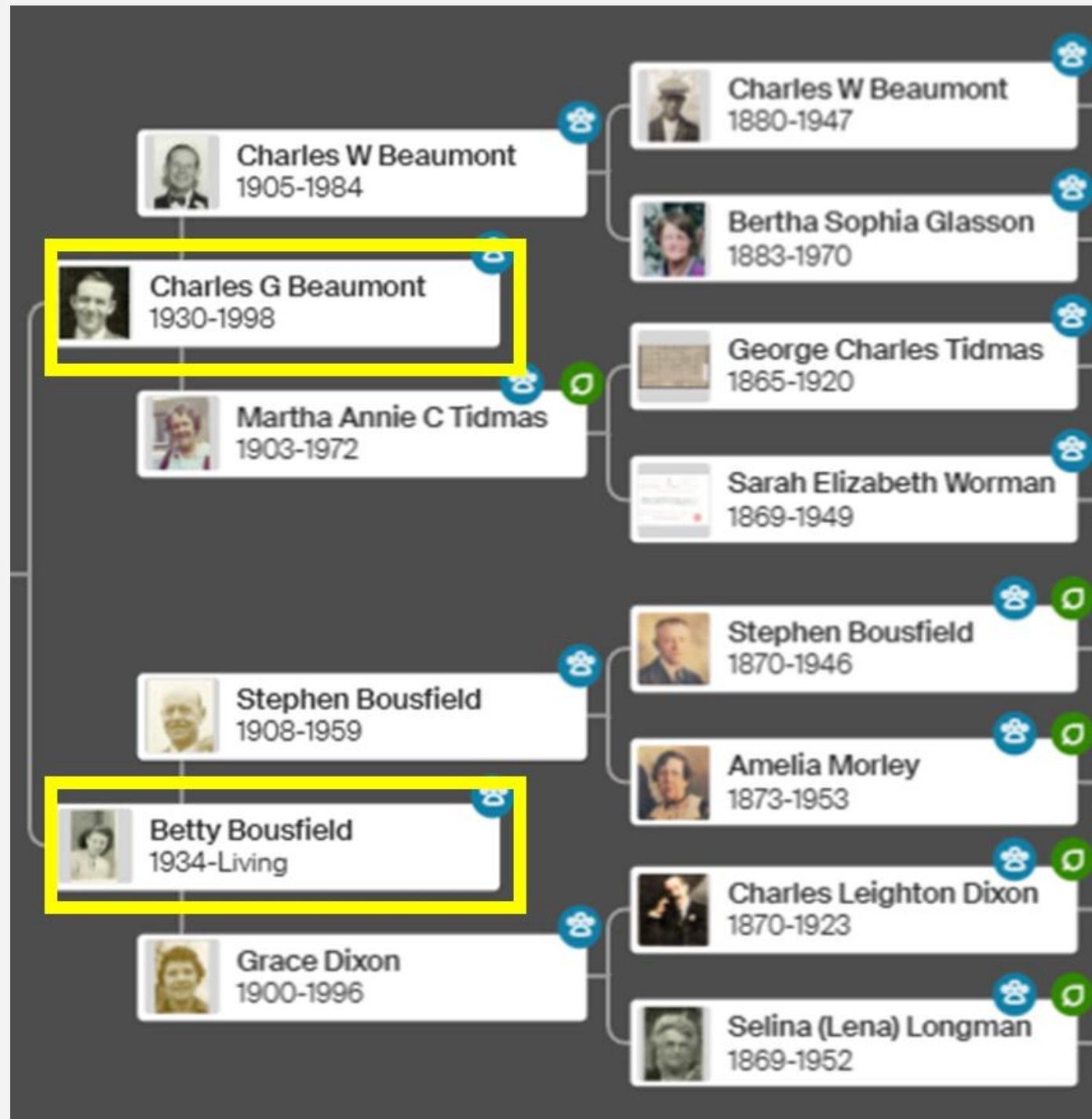
*Image created with AI*

# Immediate Family

## Immediate Family Members

Document your parents, uncles, aunts, brothers and sisters  
Their birthplace, occupations, and other facts.

Then start your focus on either your immediate paternal or maternal line.




**Charles George Beaumont**

1930-1998

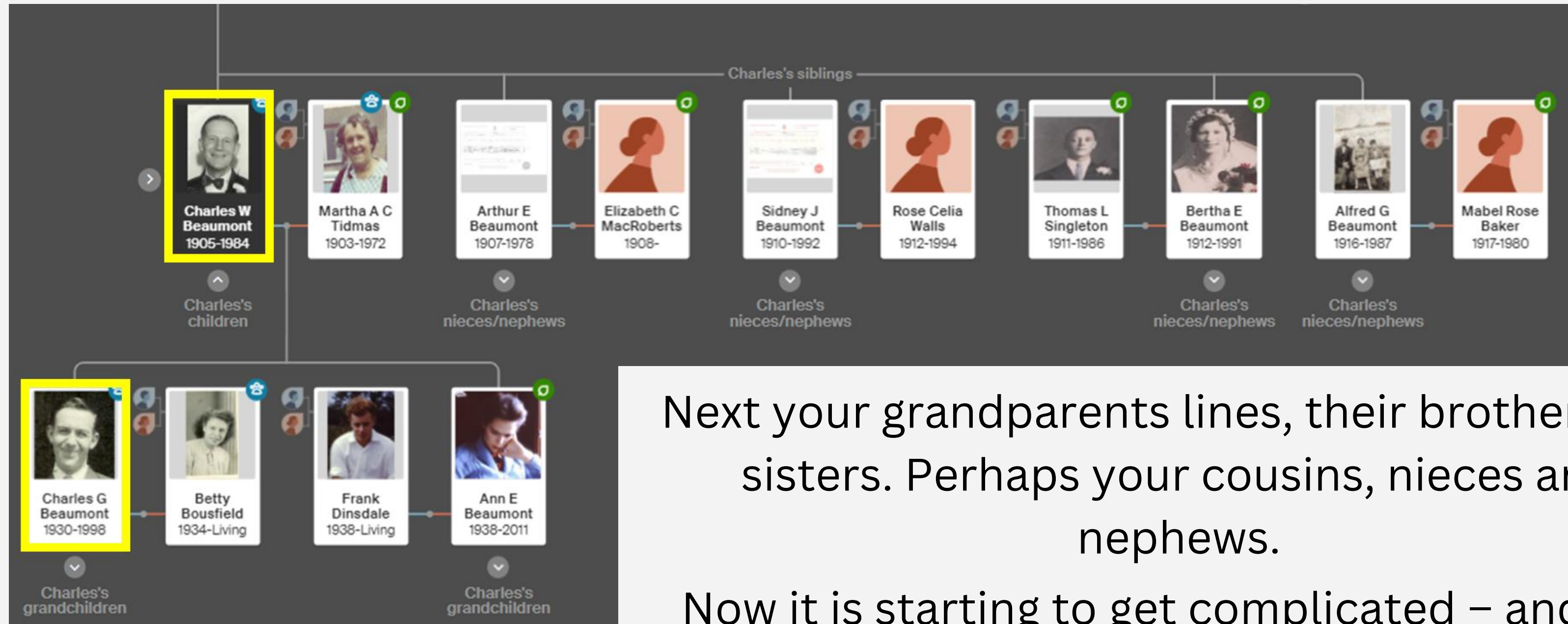
father



# Close and Extended Family



## Branching Out

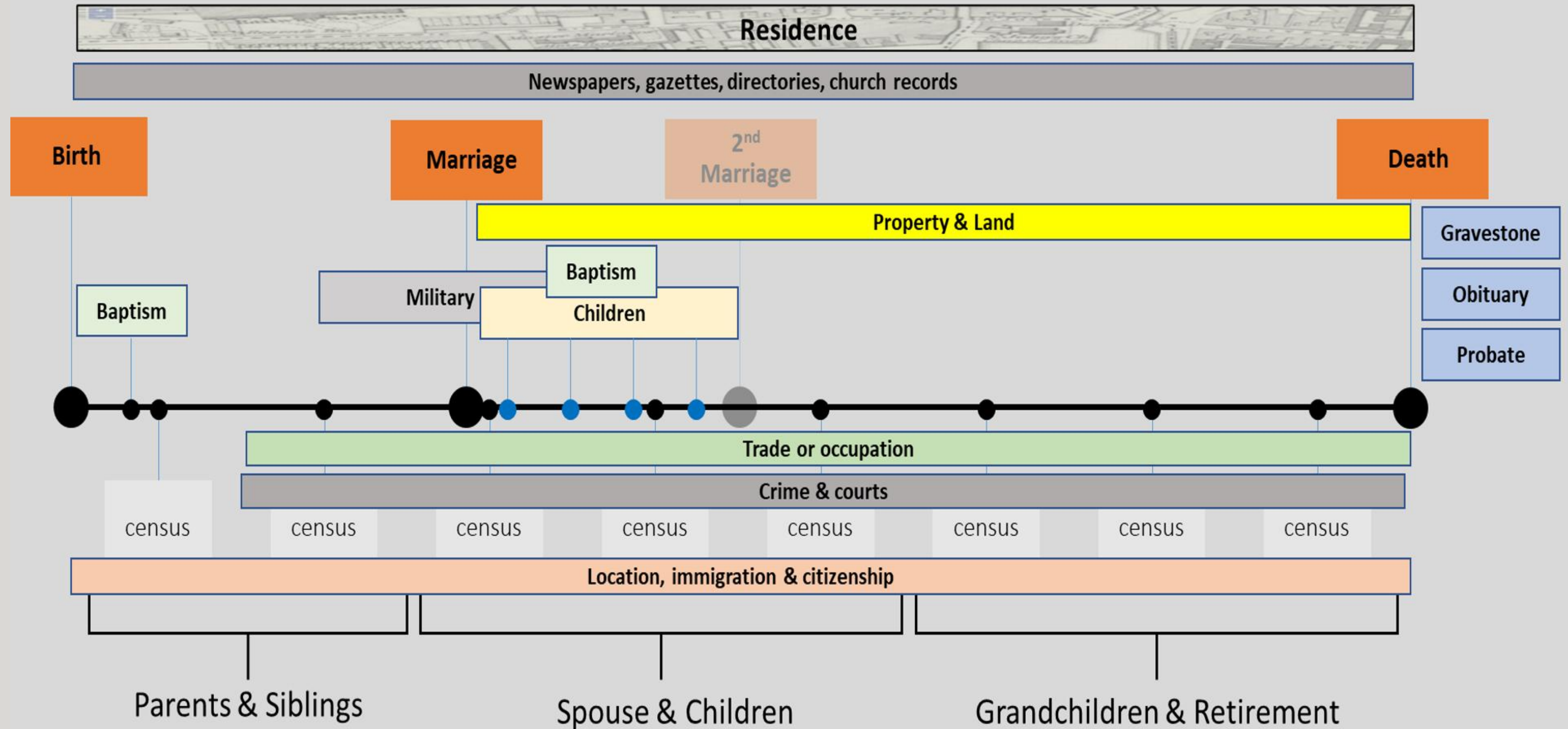


Next your grandparents lines, their brothers and sisters. Perhaps your cousins, nieces and nephews.


Now it is starting to get complicated – and you may need **some tools** to help you store and organize your findings.

# Near Ancestor Research

## Up to 200 years ago (census era)



# Far Ancestors



## Between 200 & 400 years ago

### *Church Records*

Many church records date back centuries and can include baptisms, marriages, and burials.

### *Probate Records and Wills*

These documents can provide insights into family relationships and the economic status of ancestors

### *DNA Testing*

DNA tests can help you find genetic matches and trace lineage paths that are not well-documented

### *Court Records*

Court documents from disputes, apprenticeships, or other legal proceedings can offer unique insights into your ancestors' lives


### *Immigration Patterns*

Historical migration records, routes and patterns can help hypothesize where ancestors might have originated

### *Land Records and Deeds*

These documents can provide insights into family relationships and the economic status of ancestors

# Distant Ancestors



## Over 400 years ago

### *Church Records*

Some Parish, Church or Manor records can date back to the 16th century or earlier

### *Legal Documents*

Early legal documents, including court proceedings, disputes, and land transactions, can provide details about ancestors.

### *Genetic Genealogy*

Y-DNA and mtDNA Testing: These tests trace direct paternal and maternal lines respectively

### *Archives*

Local, regional, university and other archives can contain a rich and diverse collection of documents

### *Published Genealogies*

Reference published (peer reviewed) genealogies to leverage research but do not copy

### *Societies and Studies*

Engage with societies and studies dedicated to genealogy to access specialized knowledge and networks

The background is a complex collage of historical and scientific elements. At the top center is a large, detailed illustration of a tree. To its left and right are numerous framed portraits of men and women from the 19th and early 20th centuries. A prominent DNA double helix structure is shown in the center-right. Below the tree, there's a circular diagram resembling a clock face or a scientific chart. The bottom half of the image features a collection of vintage scientific and office equipment: a typewriter on the left, a central typewriter with a clock above it, and another typewriter on the right. Scattered around are various glass bottles, a funnel, a magnifying glass, a pen, and stacks of papers. The overall aesthetic is that of a historical laboratory or a researcher's study.

# Search Strategy

# Search Strategies and Techniques



**Start with broad search, then “focus in,” using more parameters.**

**Be careful with “exact” searches (most searches default to “similar” or “sounds like”).**

**Use wildcards. Typically, “\*” for multiple characters, “?” for single characters.**

**Use nicknames, married names, and abbreviated names.**

**If you can’t find someone, try looking for their family or relatives (FAN Network).**

# Variations and Name Changes

**Some children are given their stepfather's last name while in his household and revert to the given name later.**

**Families often reused the names of children who died.**

**Naming conventions often lead to multiple people with the same name (later slide).**

**Check phonetic spellings – reading and writing skills lead to misspellings**

**Look for native language translations and translation variations**

**Consider cultural or religious naming patterns (Christian first names)**

**Consider social “renaming” – anglicizing immigrants names.**

# Inaccuracies and Estimates



**Document the facts you know are accurate and will assist your search.**

**Some parameters may be estimates, perhaps a date range for birth or death, a state rather than a city.**

**There are errors, omissions, lies, and guesses in numerous “official” records.**

**Many family trees online are incorrect. As a rule, the more people in the tree, the less accurate it is.**

**Family lore (e.g., great-grandfather was at the Alamo) often turns out to be incorrect**

**Watch out for intentional inaccuracies.**

**Understand primary and secondary sources (covered in later class)**



# Date Formats and Record Handling



**The dates of 10/12/1845 are 10th December in Europe and 12th October in the USA.  
To avoid confusion, the genealogical convention for recording dates is dd mmm yyyy  
(12 Oct 1845).**

**The baptism date may not have any bearing on the birth date.**

**UK and US calendars changed in 1752**

**Dates were not that important in many people's lives**

**Some records deliberately round up or round down**

# The Devil in the Details

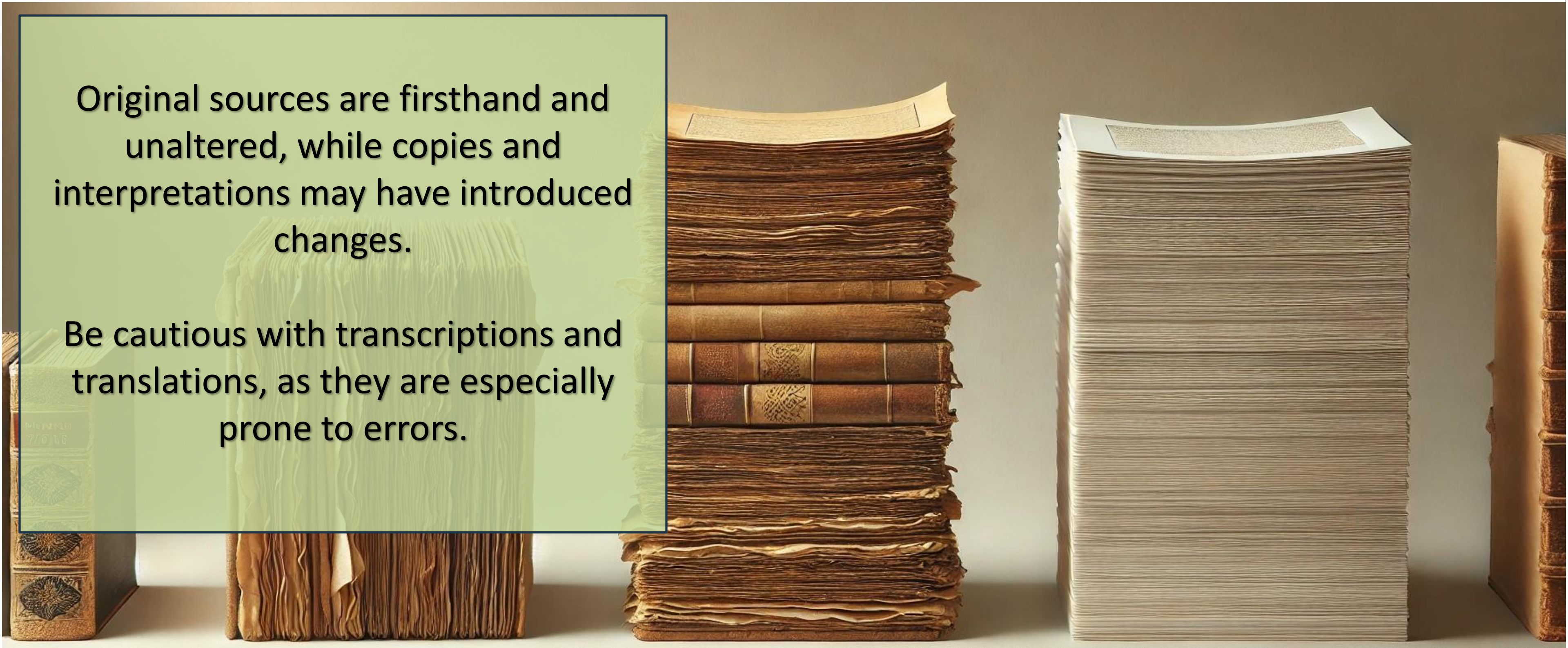


# Source Type

**Is the source an original, a copy, or an interpretation?**

Original sources are firsthand and unaltered, while copies and interpretations may have introduced changes.

Be cautious with transcriptions and translations, as they are especially prone to errors.



# Source Reliability


How much can we rely on the information?

Examine who gathered the data and the circumstances under which it was recorded, as this can impact accuracy.

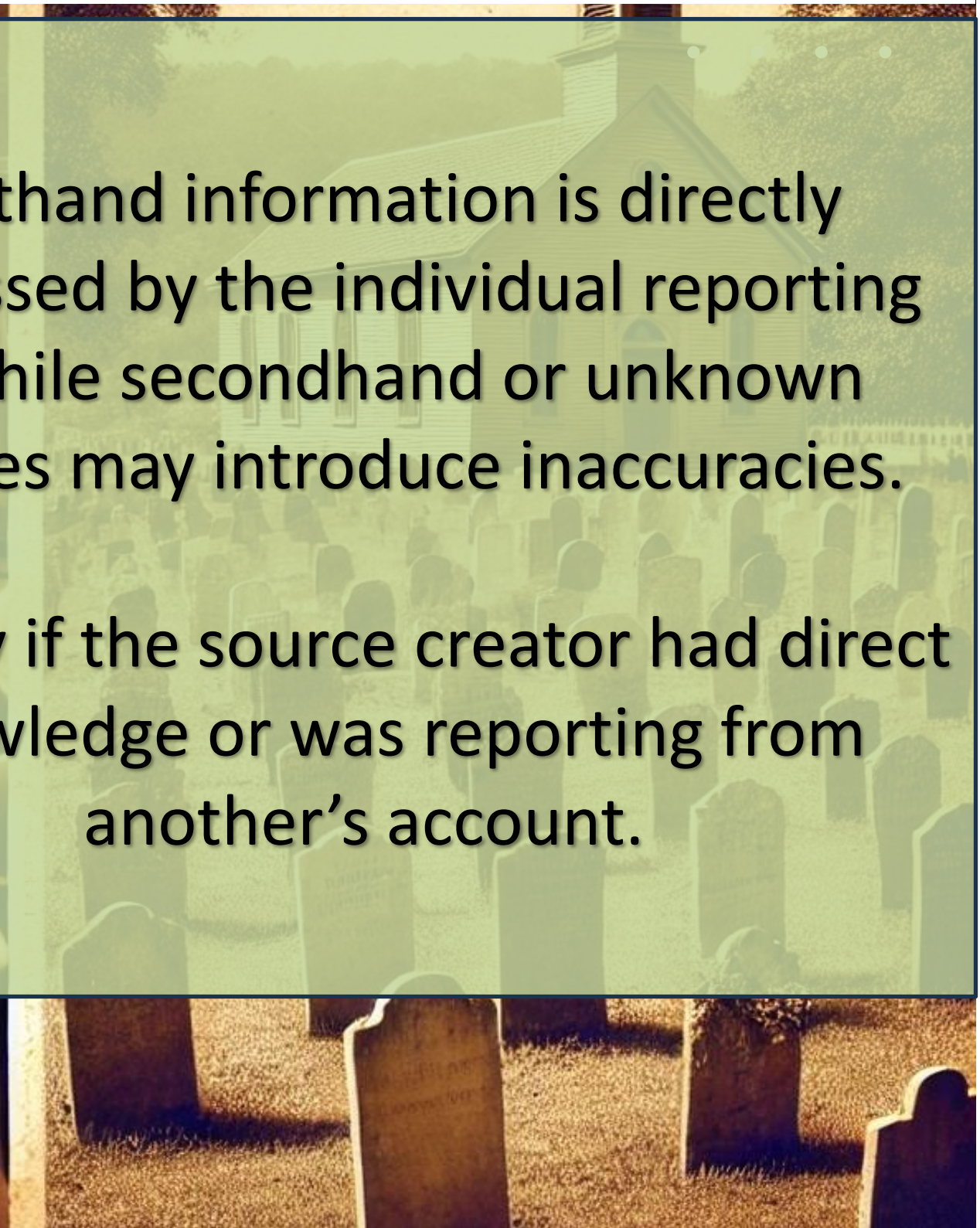
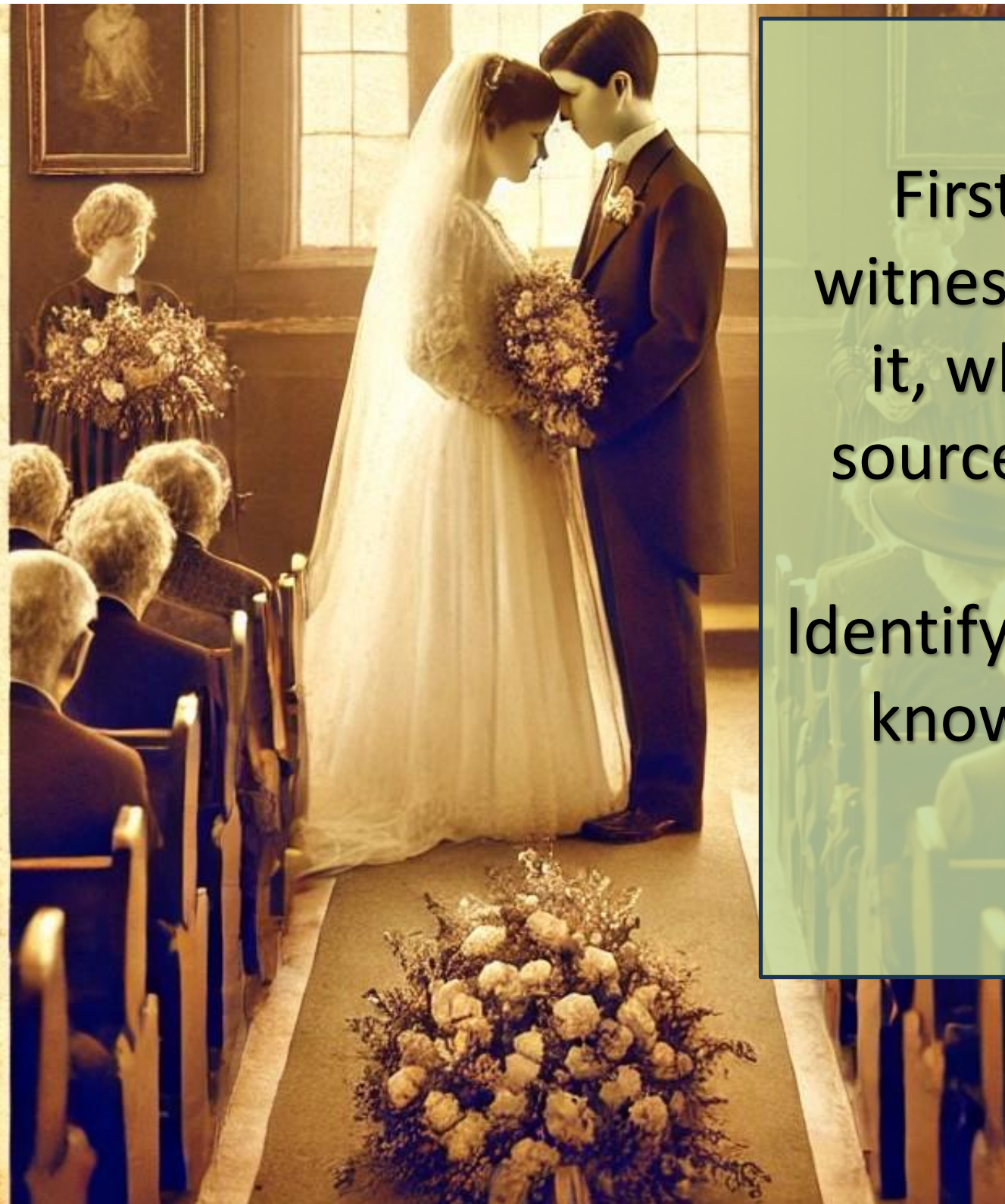
Understanding subtle details, such as **context** or specific roles in records, can prevent misinterpretation..



# Information Origin




**Is the information firsthand, secondhand, or unknown?**



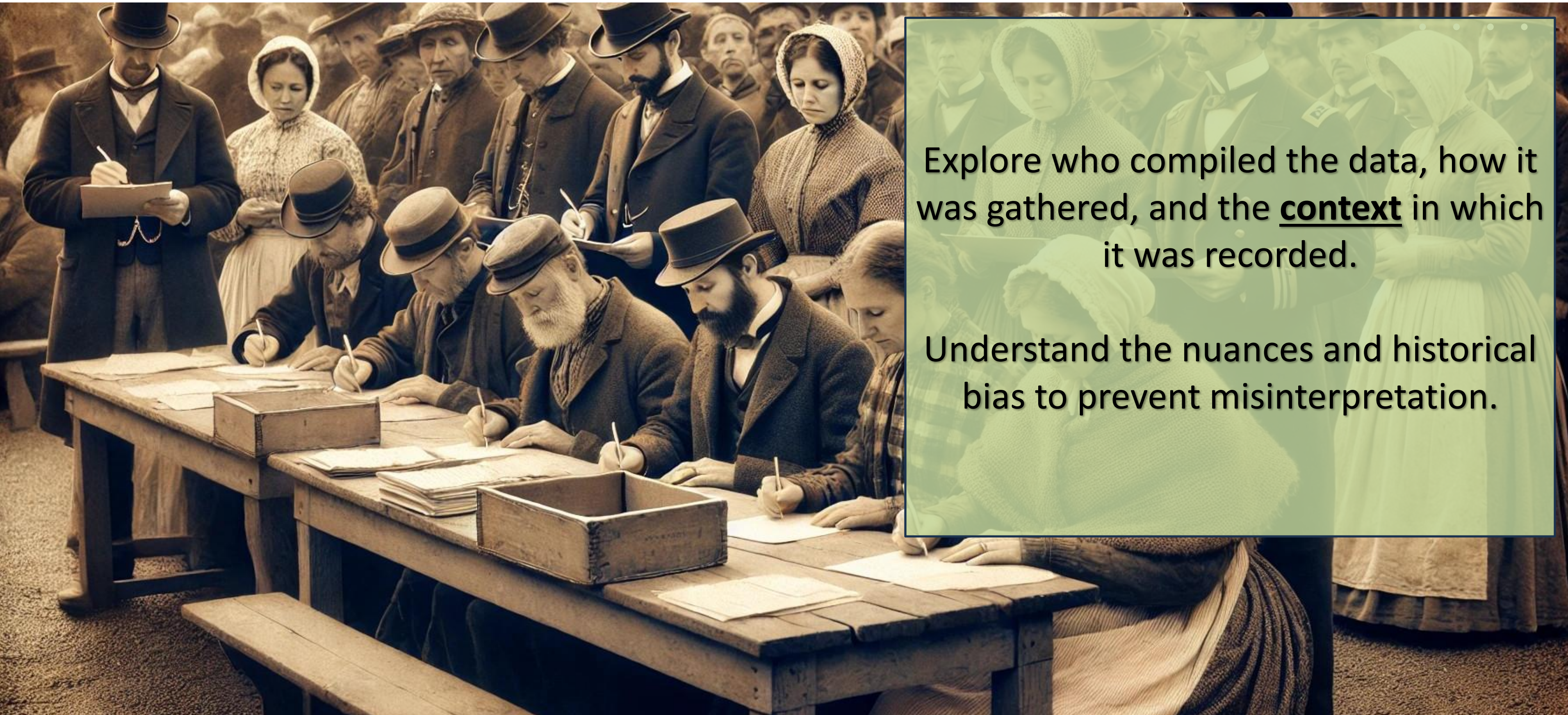
Firsthand information is directly witnessed by the individual reporting it, while secondhand or unknown sources may introduce inaccuracies.

Identify if the source creator had direct knowledge or was reporting from another's account.

# Data Interpretation



**Do we understand the true meaning of the data?**



Explore who compiled the data, how it was gathered, and the **context** in which it was recorded.

Understand the nuances and historical bias to prevent misinterpretation.

# Document Details

Have we examined every detail of the document?

Look beyond the primary facts; even small details can provide valuable insights.

Pay attention to margins, notes, or unusual markings that might reveal more.

Page 44

The undermentioned Houses are situate within the Boundaries of the

Civil Parish (or Township) of	City or Municipal Borough of	Municipal Ward of	Parliamentary Borough of	Town of	Village or Hamlet, &c., of	Local Board, or (Improvement Commissioners District) of	Ecclesiastical District of	
St. Thomas	Kendal	West	Kendal	Kendal		Kendal	St. Thomas	
No. of Schedule	ROAD, STREET, &c., and No. or NAME of HOUSE	HOUSES	NAME and Surname of each Person	RELATION to Head of Family	CON	Age, or OCCUPATION	WHERE BORN	Whether 1. Deaf and Dumb 2. Blind 3. Imbecile or Idiot 4. Lunatic
					Male	Female		
			Nathan White	Son	8		Scholar	Lancashire Ashton under Lyne
			John Bradley	Son	7		Scholar	Westmorland Kirkcubrick
			Maria Pennell	Daughter	9		Widow	Westmorland
			Naugham Collinson	Daughter	8		Widow	Westmorland
			Margaret Barrow	Daughter	5		Widow	Westmorland Whitthorpe
			Maria Howell	Daughter	9		Widow	Kendal
			Ann Caspary	Daughter	6		Widow	Kendal
			Ann Spiller	Daughter	3		Widow	Kendal
			Ann Spiller	Daughter	6		Widow	Westmorland
			Ann Spiller	Daughter	11		Widow	Lancashire Ashton under Lyne
			Maria	Daughter	5		Widow	Westmorland
			John Griffiths	Son	7		Labourer	Westmorland
			John Griffiths	Son	14		Labourer	Westmorland
			John Griffiths	Son	14		Labourer	Westmorland
			John Griffiths	Son	12		Labourer	Westmorland
			John Griffiths	Son	64		Labourer	Westmorland
			John Griffiths	Son	57		Labourer	Westmorland
			John Griffiths	Son	21		Labourer	Westmorland

End of part of the Township of Kendal

Total of Houses... / / ' Total of Males and Females... 111

PUBLIC RECORD OFFICE

Reference: R.9.10/5288

COPYRIGHT BE REPRODUCED BY ANY PERSON WITHOUT THE WRITTEN PERMISSION OF THE PUBLIC RECORD OFFICE

# Examples

## Original, a copy, or an interpretation?

1919 . Marriage solemnized at *S<sup>t</sup> Laurence Beaford* in the Parish  
of *Newisham* in the County of *London*

Columns:—	1	2	3	4	5	6	7	8
No.	When Married.	Name and Surname.	Age.	Condition.	Rank or Profession.	Residence at the time of Marriage.	Father's Name and Surname.	Rank or Profession of Father.
414	December 6 <sup>th</sup>	Jacob Kettle	60	Widower	Blacksmith	The Forge Willow Walk	Edward Kettle (Deceased)	Blacksmith
	1919	Matilda Beaumont	66	Widow	—	3 Elmwood Road	William Henry Blower (Deceased)	Boot-maker

Married in the *aforsaid Church* according to the Rites and Ceremonies of the *Church of England* by *or after Banns* by me,

This Marriage was solemnized between us, *Jacob Kettle* in the Presence of us, *Emma Kettle* *John Thomas Kettle* X *G. F. Thomas*  
*Matilda Beaumont*

Page 92.

1844. Marriage solemnized *by Banns* in the Parish of *Nickmansworth* in the County of *Leicestershire*

No.	When Married.	Name and Surname.	Age.	Condition.	Rank or Profession.	Residence at the Time of Marriage.	Father's Name and Surname.	Rank or Profession of Father.
183	June 30 <sup>th</sup>	William Andrew	19 1/2 years	Bachelor	Labourer	Nickmansworth	Thomas Andrew	Labourer
	1844	Belinia Beaumont	19 1/2 years	Spinster	—	Nickmansworth	James Beaumont	Labourer

Married in the *Church of Nickmansworth* according to the Rites and Ceremonies of the *Church of England* by me, *L. E. Gray*

This Marriage was solemnized between us, *William Andrew* in the Presence of us, *Henry Powell*  
*The Mark of Belinia Beaumont* *Mary Powell*




# Examples

Firsthand, secondhand, or unknown?



Someone Tells You Their Birthday



Information on a Gravestone

MARGIN RESERVED FOR BINDING. SUGGESTION TO PHYSICIANS RELATIVE TO STATE MENTAL CLASSES OF DEATH.

PLAGE OF DEATH. Indiana State Board of Health. *Record Number* \_\_\_\_\_

County of *Wayne* Township of *Lawrence* City of *Terre Haute* No. *507* St. *W* Full Name *Bessie M. Reed*

CERTIFICATE OF DEATH. (If death occurred in a Hospital or Institution, give its Name instead of street and number.)

PERSONAL AND STATISTICAL PARTICULARS.		MEDICAL CERTIFICATE OF DEATH.	
Sex <i>F</i>	Color <i>M</i>	Date of Death <i>Oct 25</i> 190 <i>5</i>	Year <i>1905</i>
Single, Married, Widowed or Divorced, <i>Married</i>	Name of Husband or Wife, _____	I HEREBY CERTIFY, That I attended deceased from <i>about 10:15</i> 1905, to <i>9:00</i> 1905, and that that I last <i>at</i> alive on <i>9:00</i> 1905, and that death occurred on the date stated above at <i>10:00</i> P. M. To the best of my knowledge and belief the cause of death is as follows:	
Date of Birth <i>Apr 1866</i>	Age <i>37</i> years <i>6</i> months <i>7</i> days.	Chief Cause <i>Subacute tubercular</i>	Duration <i>about 1 year</i>
Occupation <i>House work</i>	Birthplace <i>North Carolina</i> (State or Country)	Immediate Cause <i>Diphtheria</i>	Duration <i>about 1 month</i>
Place of Death <i>Terre Haute</i>	Name of Father <i>John M. Reed</i>	(Signed) <i>Charles M. Goff</i> M. D.	
Birthplace of Father <i>North Carolina</i> (State or Country)	Maiden Name of Mother <i>Abigail Burrill</i>	<i>Oct 24</i> 1905 (Address)	
Birthplace of Mother <i>Brookville Ind</i> (State or Country)	Former or usual Residence _____	SPECIAL INFORMATION ONLY FOR HOSPITALS, INSTITUTIONS, TRANSIENTS OR RECENT RESIDENTS.	
The above stated personal particulars are true to the best of my knowledge and belief.	How long at Place of death _____ Days	Where was disease contracted if not at place of death? _____	
(INFORMANT) _____	Place of Burial or Removal <i>Casey St</i>	Proposed date of Burial <i>Oct 26</i>	Address <i>Terre Haute</i>
(Address) _____	Underwriter <i>H. H. Reed</i>	Address <i>Terre Haute</i>	Address <i>TERRE HAUTE</i>
	Filed <i>Oct 27</i> <i>W. R. County</i>		

Details on a Death Certificate



# Be Curious!

## Examine all documents in detail.

For instance, we know that families used to stay close, so let's look at Ernest Hemingway's 1900 census entry a little further.

		Schultz Sabina C	Servant	W	F	June 1870	29	S				Illinois
24	25	Simmons Edward H	Head	W	M	Dec 1858	42	M	14			New York
		— Sarah E	Wife	W	F	Nov 1859	41	M	14	2	2	New York
		— Susan E	Son	W	M	July 1886	13	S				New York
		— Martha W	Daughter	W	F	Dec 1897	3	S				Minnesota
25	26	Hemingson Andrew	Head	W	M	Aug 1844	55	M	32			Connecticut
		— Adelaide A	Wife	W	F	Jan 1842	56	M	32	6	6	Illinois
		— William A	Son	W	M	Apr 1897	26	S				Illinois
		— Albert L	Son	W	M	Dec 1877	22	S				Illinois
		— Elizabeth L	Daughter	W	F	Feb 1881	19	S				Illinois
		Reed Albert G	Brother	W	M	Jan 1842	57	M	31			Illinois
		— Mary M	Sister	W	F	Aug 1848	52	M	31	2	2	Illinois
		— Albert M	Brother	W	M	Nov 1871	28	S				Illinois
26	27	Aspinwall Milo H	Head	W	M	Aug 1850	50	M	25			Illinois

Further down the page, we can see another Hemingway family, just a few houses away from Ernest Hemingway.

Are these families related?


After investigation, we see that this is the family of Anson Hemingway (1844-1926.) This is Ernest's paternal grandfather.

So, we know that in 1900, Ernest Hemingway lived very close to both grandparents.

The background is a complex collage. At the top center is a large, detailed illustration of a tree with many branches. To its left and right are various framed portraits of men and women from the 19th and early 20th centuries. Interspersed among these are DNA double helix structures, some in grayscale and some in a light blue color. A large, circular, multi-layered diagram resembling a genetic map or a complex clock face is positioned on the right side. Below the portraits and DNA are smaller icons, including a flower, a clock face, and various scientific symbols. The bottom half of the image features a collection of vintage objects: three typewriters of different styles, stacks of old books, several glass bottles and vials, a pair of glasses, a pen, and scattered papers. The overall aesthetic is that of a historical laboratory or a family archive.

# The Role of DNA

# Role of DNA



## DNA in Family History Research

### *DNA Matching*

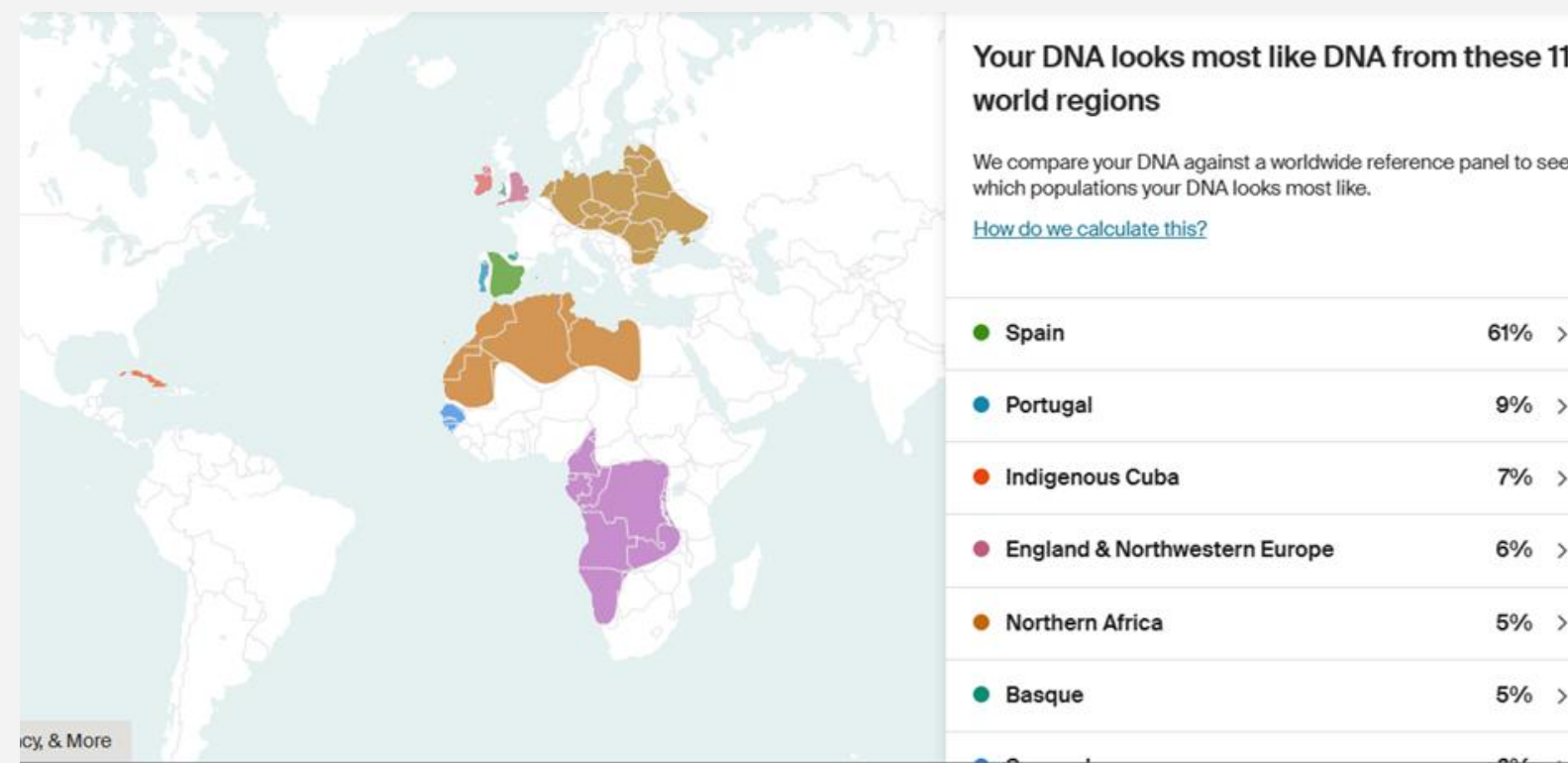
Connects you with relatives who have also taken DNA tests, revealing shared ancestry and potential new family branches

### *Lineage Tracking*

Analyzes Y-DNA (father to son) and mitochondrial DNA (mother to all children) to trace direct paternal and maternal lines across generations.

### *Ethnicity Estimates*

Provides percentages of your ancestry from various global regions, helping you understand your ethnic background.

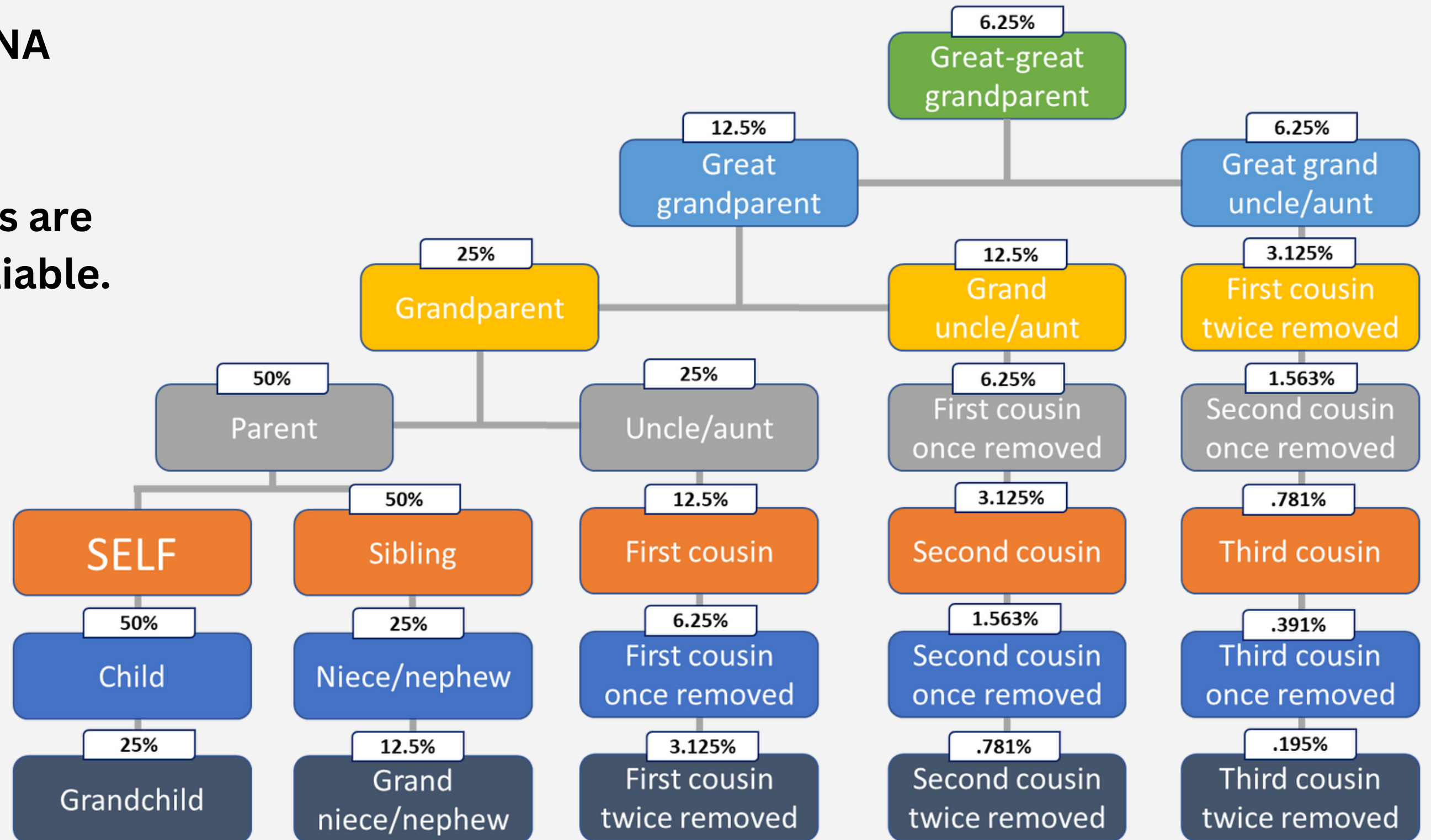


# DNA Matching

## Finding Your Relatives


These are averages – DNA matches are a range.

Some distant relationships are not detectable or are unreliable.

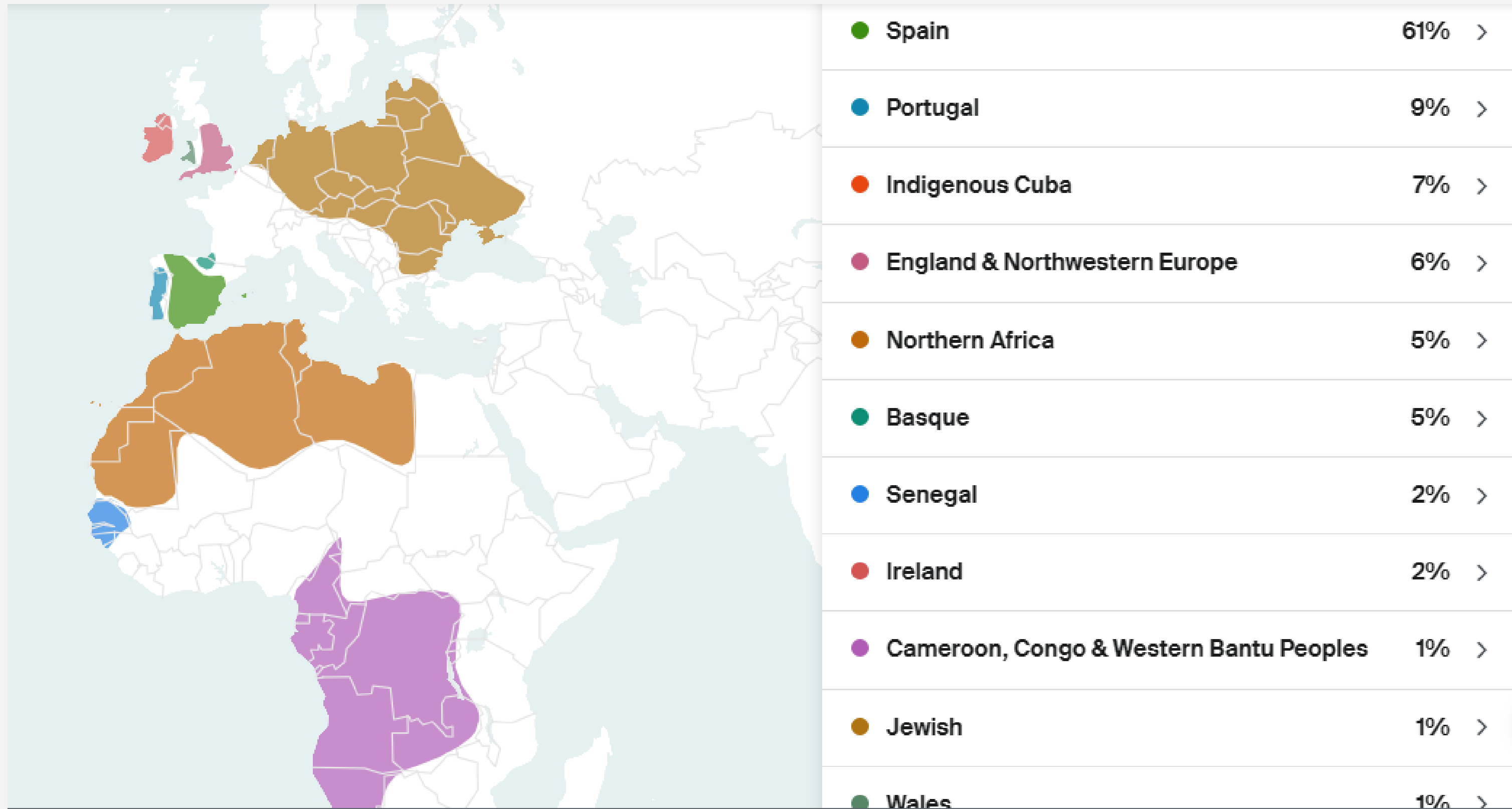


**! WARNING**  
DNA identifies relatives, not relationships.

# DNA Ethnicity



## The Heritage of Your DNA






# Artificial Intelligence



# Tools and Software



## Artificial Intelligence (ChatGPT, BING, Google et al.)



*Image created with AI*

*Data Analysis and Interpretation*

*Image Analysis and Dating*

*Translation and Transcription*

*Report Writing and Editing*

*Research "Proof" Validation*

*Research Assistance*

The background is a complex collage. At the top center is a large, detailed illustration of a tree. To its left and right are numerous framed portraits of men and women from the 19th and early 20th centuries. A prominent DNA double helix structure is shown in the upper right. Below the portraits are various scientific diagrams, including a circular diagram with radial lines and a clock face. The bottom half of the image features a collection of scientific and historical tools: two typewriters (one blue, one black), several glass bottles and jars, a microscope, a funnel, a scale, and stacks of books and papers. The overall aesthetic is that of a historical laboratory or a collection of scientific artifacts.

# Tools and Software

# Tools and Software

## Types of Tools Available to Help You



*Image created with AI*

*Family Tree Builders*

*Genealogy Research Databases*


*DNA Testing Services*

*Collaboration Platforms*


*Specialist Research Sites & Societies*


*Genealogy Societies*


# Tools and Software





## Research at the Library

**Ancestry Library Edition**  
 Billions of records in census data, vital records, military records, directories, photos, and more powered by Ancestry.com. *In-Library Use Only*

**HeritageHub**  
 Explore your family history with this collection of U.S. obituaries and death notices, 1704 - today.  
[HeritageHub tutorial](#)

**MyHeritage**  
 Genealogy information including family trees, photos, and altogether more than 6 billion exclusive records from all over the world.


**Fold3**  
 Premier collections of original military records including the stories, photos, and personal documents of those who served.


**FamilySearch**  
 HCPLC is an affiliate library providing access to digital genealogical collections that are otherwise accessible only through a FamilySearch center. Create an account to access these collections from the library.  
[FamilySearch Tips and Tricks](#)


At the library you can access free versions of genealogy research tools as well as links to dozens of specialty research sites.


The Florida History & Genealogy Library is also located at John F. Germany Public Library.


### Genealogy & History


 African American Heritage


 Find a Grave

 JSTOR Ireland Collection  
*In-Library Use Only*

 Gale Directory Library  
*Biography & Genealogy Master Index*

 Ellis Island Passenger Search

 Cyndi's List

 Black Freedom Struggle

The Robert W. Saunders Sr. Library focuses on African-American history and genealogy.



# Final Thoughts – Q&A

# Final Thoughts

## Five Quick Tips

**Keep a Backup Copy of Your Tree:** Always maintain a backup of your family tree data to prevent loss due to computer issues or data corruption

**Cite Your Sources:** Accurately record where each piece of information came from. This will be invaluable for verifying data and for future research by you or others.

**Never Copy Anyone Else's Research:** While it's tempting to take shortcuts, ensure you verify any research before incorporating it into your own.

**A Single Source is Not Proof:** Always seek multiple sources to confirm any findings. Relying on only one source can lead to errors and inaccuracies in your family tree.

**Our Ancestors Were Not Always Truthful:** Be aware that historical records often contain inaccuracies, either due to human error or intentional falsehoods.

# Thank you for Attending



## Family History on the AI Fast Track

@Beaumont-Genealogy · 1.39K subscribers · 71 videos

I'm here to help you explore your family's history with easy-to-follow genealogy tutorials. [View more](#)

[beaumont-genealogy.com](http://beaumont-genealogy.com)

Customize channel

Manage videos

View channel stats



My YouTube Channel:

<https://www.youtube.com/@Beaumont-Genealogy/videos>

My Genealogy Website: **(for this Presentation)**

<https://www.beaumont-genealogy.com/classes>

My Email:

[John.Beaumont@Outlook.com](mailto:John.Beaumont@Outlook.com)